

tomato hat

© filmwild



assembly instructions

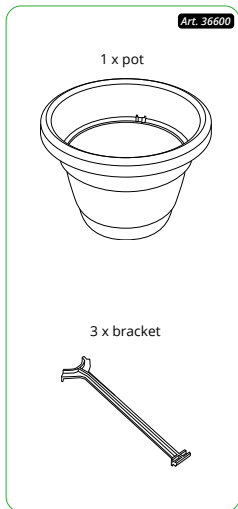
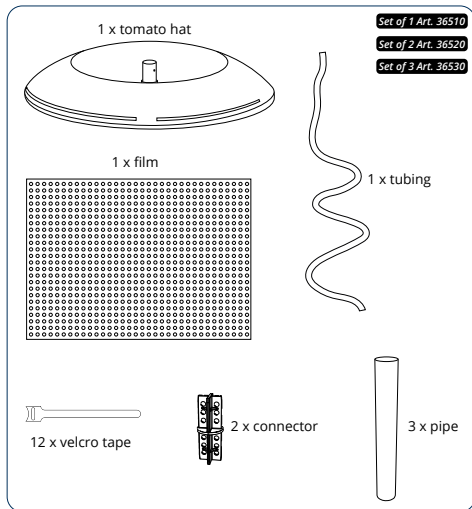
Thank you for choosing our tomato hat.

The tomato hat is made of **easy-care** and **weatherproof plastic** and is your **mobile greenhouse** for balcony, terrace, and allotment garden.

Below you will find the assembly instructions. **You do not need any additional tools** – simply connect the individual parts to assemble. You may choose to use a 6–10 mm drill.

Do not hesitate to contact us with any further inquiries:
service@khw-geschwenda.de

content

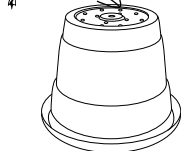


assembly

1

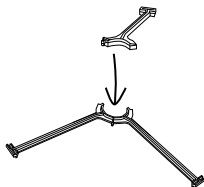
12 x optional
6 - 10 mm drill

Art. 36600



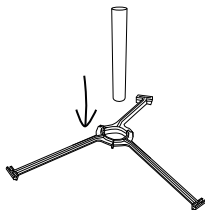
2

Art. 36600



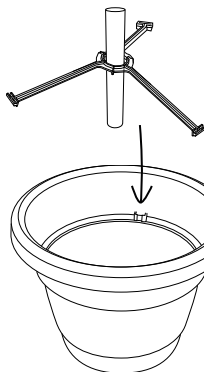
3

Art. 36600

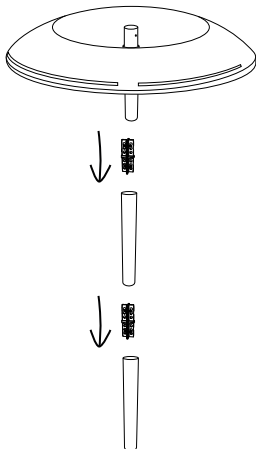


4

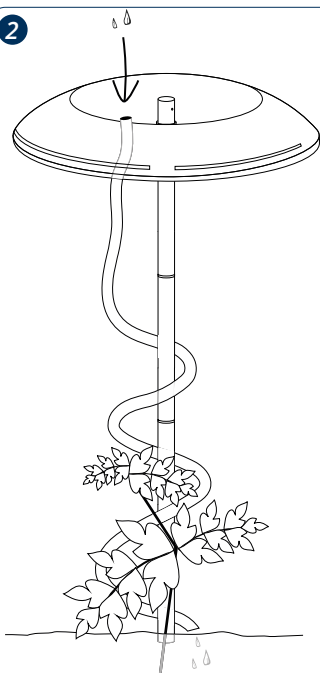
Art. 36600



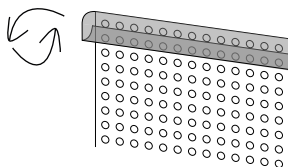
1



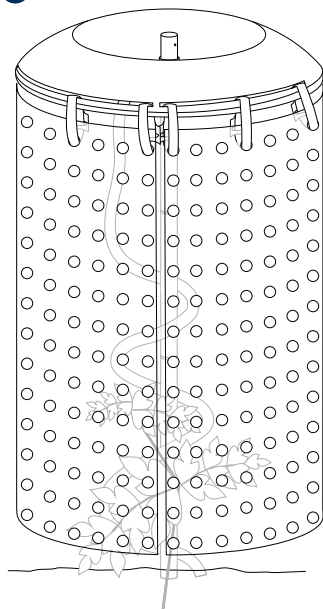
2



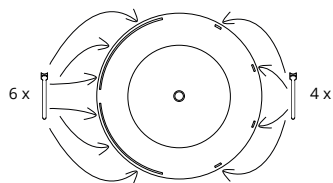
3

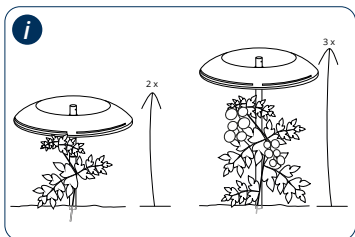
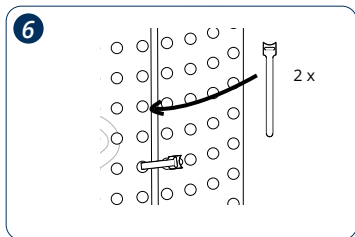


5



4





Care tips for your tomatoes

- Plant your tomatoes in **sufficiently large containers** or leave around 50 cm of **space** when planting outdoors.
- Slowly get your tomato plants used to the garden. **Put them outside during the day from May**, but bring them back inside at night.
- **Water** your tomatoes **regularly** – not too much and not too little – **depending on the weather**.
- Tomatoes have **high nutrient requirements** and need nitrogen, phosphate, and a lot of potassium. Regular **fertilisation** ensures particularly aromatic fruit.
- Regularly remove young side shoots from the leaf axils – this **pruning** promotes fruiting..

We wish you much success!



Need spare parts?

You can always reorder the **accessory set** for our tomato hat **on-line** at **www.impianto.de**.

This contains:

- 1 x film
- 12 x velcro tape



International version

To get the assembly instructions in another language **scan** the **QR code**.

Are you familiar with ... our Amsterdam garden bench?

The seating option for the garden is not only **comfortable** but can also be **planted individually**.

Enjoy the **beauty of your garden** while taking a break on our garden bench.





We are also the right partner in winter!

On a sled from our **Junior** series, even the youngest children can have fun in the snow.

Later on, the models from the **Classic** range ensure speedy descents on the toboggan slope.

The sledges from the **Adventure** range are an intense experience for young and old.

Our sleds are:

- made in Germany
- TÜV-tested
- free of harmful chemicals
- made of high-quality cold- and light-resistant plastic
- comfortable and ergonomic
- certified with the spiel gut seal*

* this applies only to selected models

follow us on





KHW Kunststoff- und Holzverarbeitungswerk GmbH
Alte Lage 1a · 99331 Geratal OT Geschwenda

Telefon +49 3 62 05 - 7 49-0
Telefax +49 3 62 05 - 7 49 34

info@khw-geschwenda.de
www.khw-geschwenda.de



#gemeinsamspurenhinterlassen